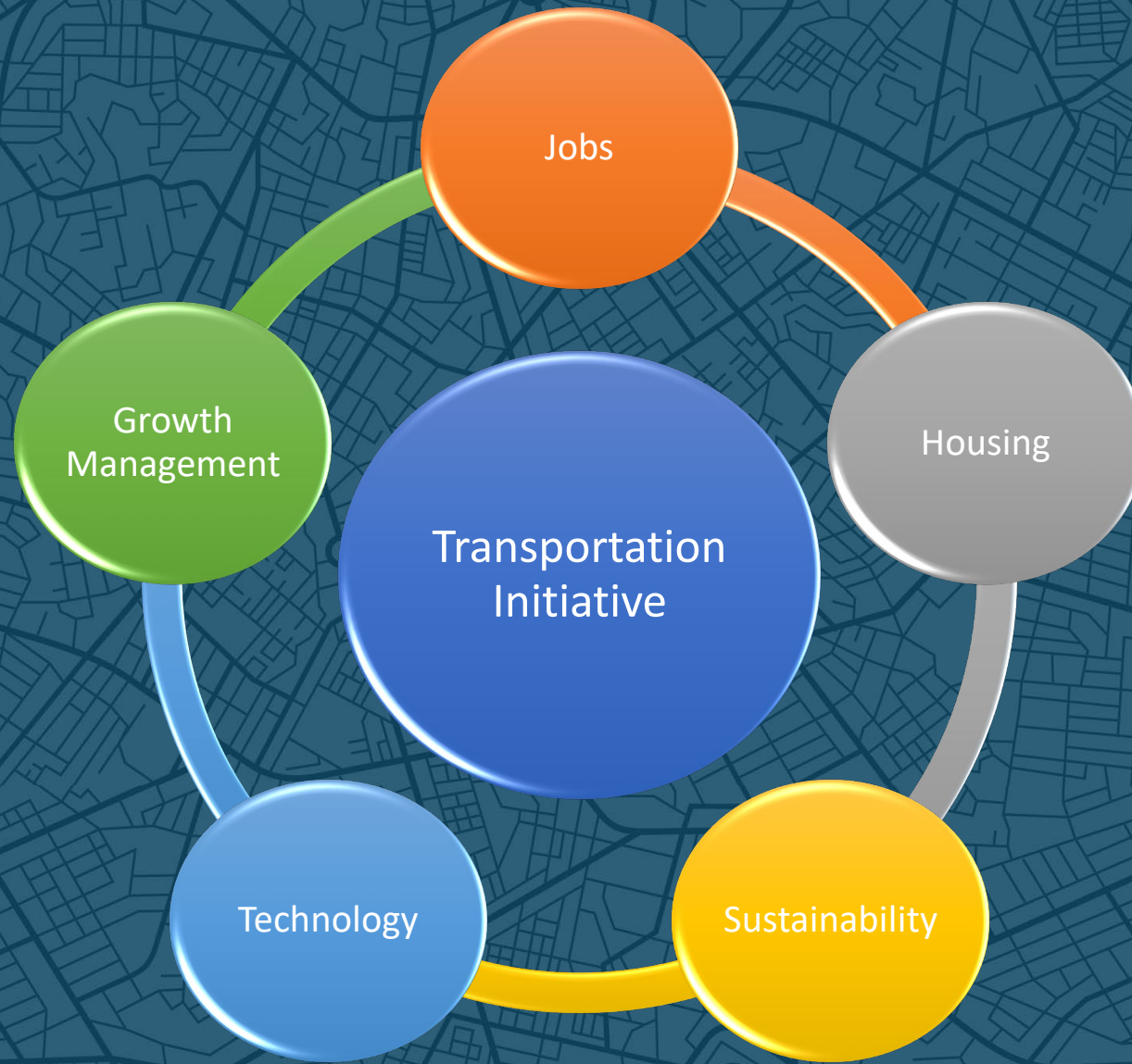


Transportation Initiative




Work Session
February 25, 2020



Presentation Outline

- Community Engagement/Feedback
- Transportation Needs
- Transportation Revenues
- Charter County and Regional Transportation System Surtax
- Transportation Plan Framework
- Decision-Making Timeline
- March 24th Work Session



The Process

**Community
Engagement**

Develop a Plan

**Board of County
Commissioners
Decision**

**Report out to the
Community**

**November 2020
Vote**





Nearly **11,000** transportation surveys have been received. These responses will be instrumental in determining citizens' needs and developing a comprehensive transportation plan.



Mayor Demings and staff have participated in more than **200** community engagement opportunities - including town halls, stakeholder group discussions, neighborhood meetings, media interviews and community events.



Over **4,000** comments and recommendations have been received through various means including message boards, survey comments, phone calls, comment cards, e-mails and letters.

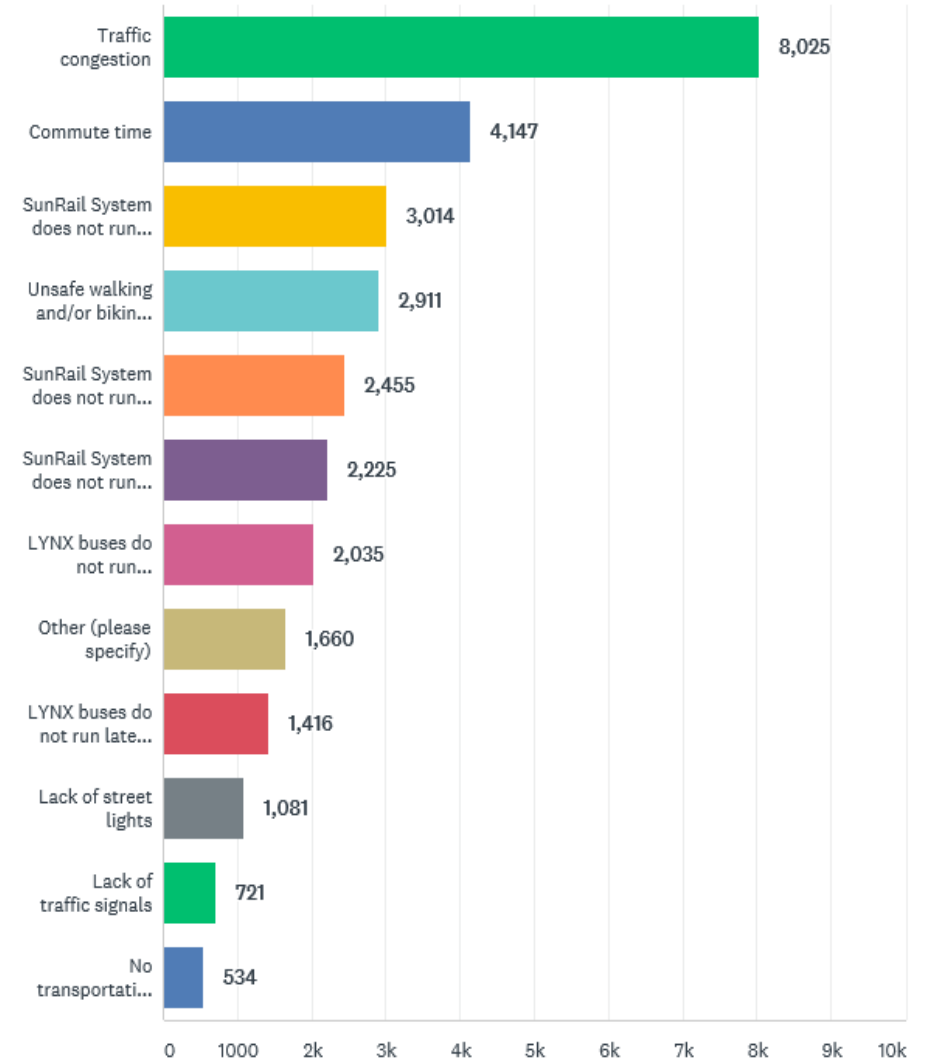
Survey Results - Key Findings

Current transportation challenges:

- Traffic Congestion
- Transit Needs
- Bicycle & Pedestrian Safety

What are your current transportation challenges? (choose ALL that apply)

Answered: 10,253 Skipped: 503



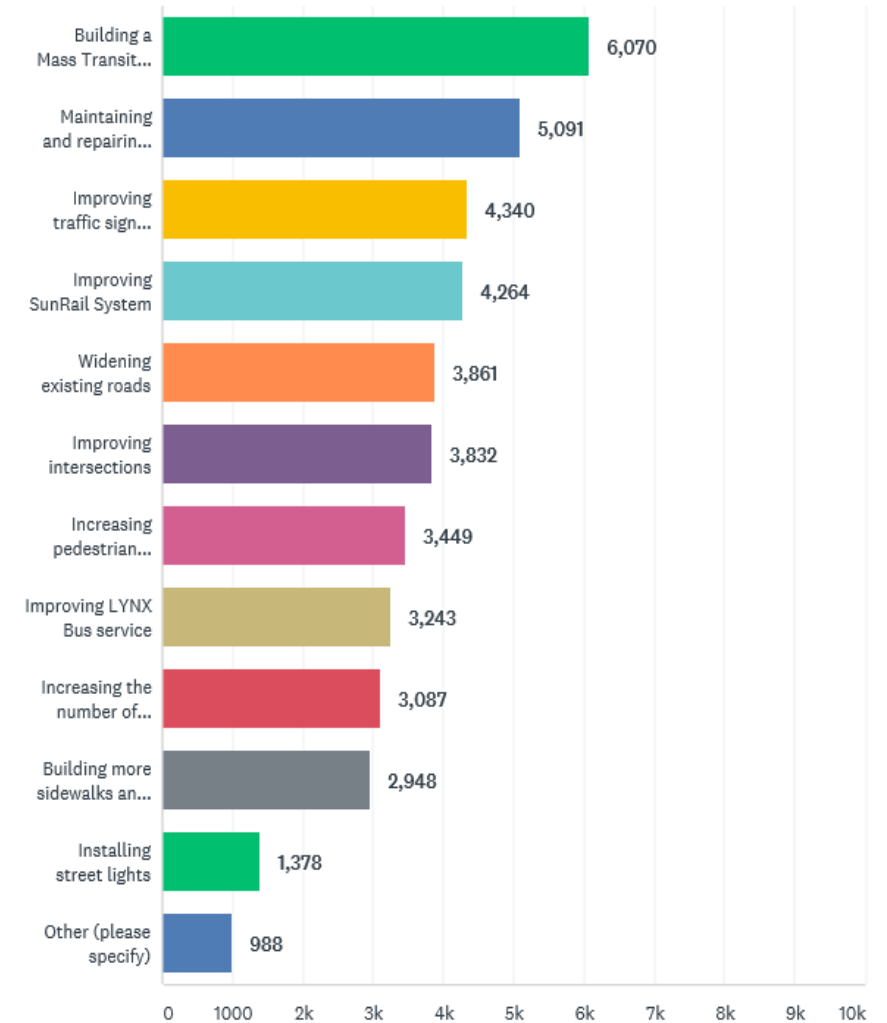
Survey Results - Key Findings

Top 5 priorities for improving transportation in Orange County:

- **Building a Mass Transit System** (to include buses, trains and other modes of transportation)
- **Maintaining and repairing existing roads**
- **Improving traffic signal timing**
- **Improving SunRail System**
- **Widening existing roads**

What do you believe are the top priorities for improving transportation in Orange County? (choose your top 5)

Answered: 10,243 Skipped: 513



Survey Results - Key Findings

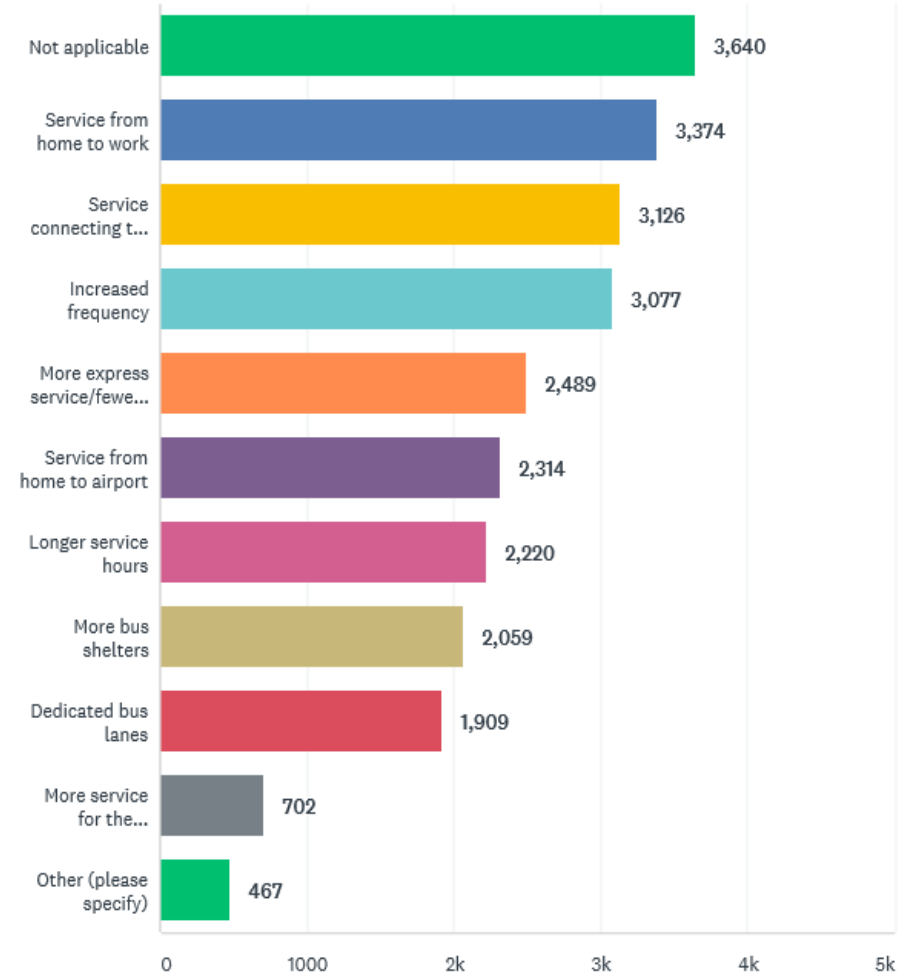
LYNX Bus Service Priorities:

- Service from home to work
- Service connecting to SunRail System
- Increased frequency
- More express service/fewer stops
- Service from home to airport



If you currently use or would like to use LYNX Bus Service, which of the following would be important to you? (choose all that apply)

Answered: 9,834 Skipped: 922



Survey Results - Key Findings

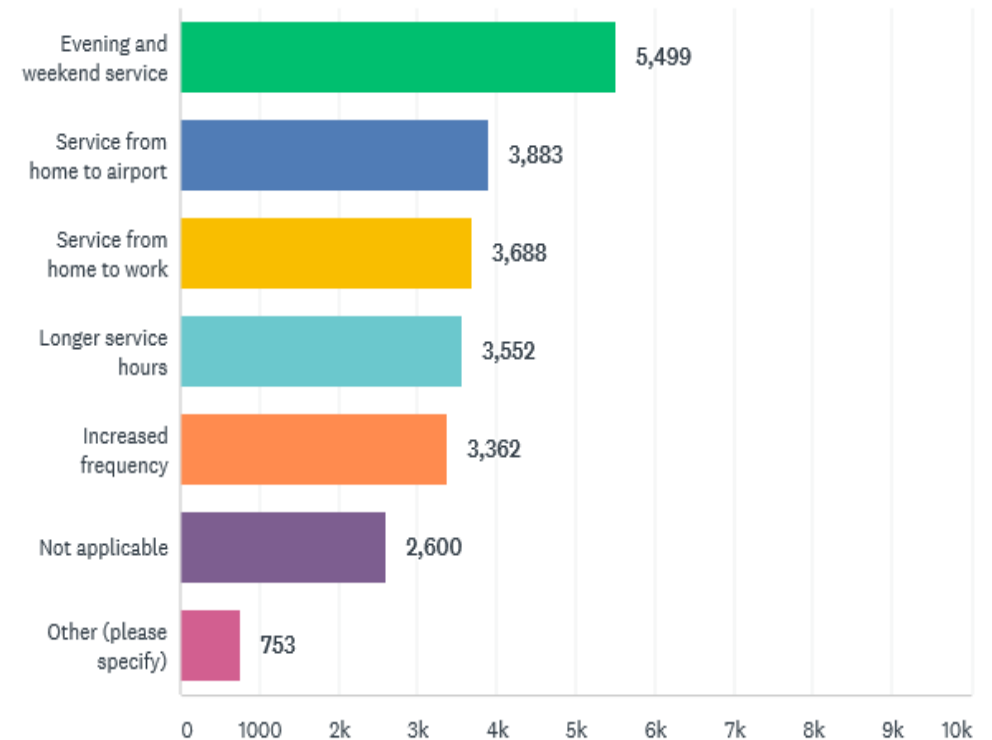
SunRail System Priorities:

- Evening and weekend service
- Service from home to airport
- Service from home to work
- Longer Service hours
- Increased Frequency

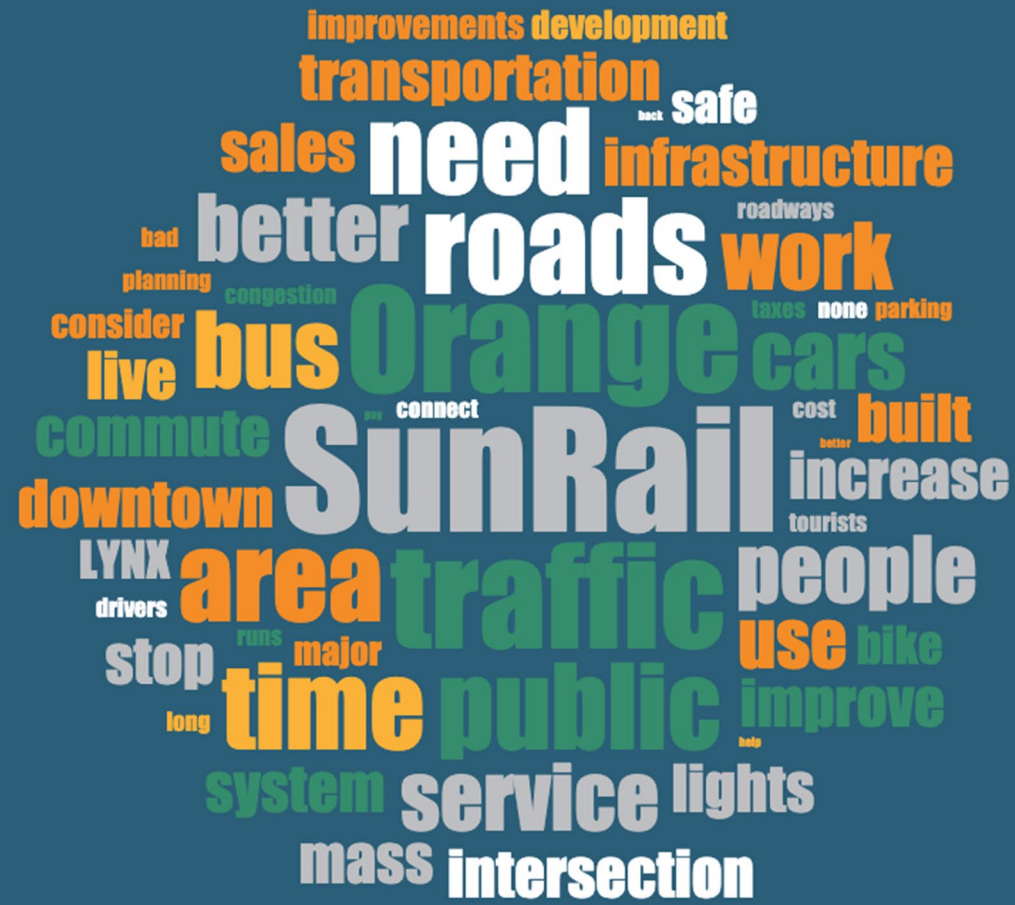


If you currently use or would like to use the SunRail System, which of the following would be important to you? (choose all that apply)

Answered: 9,991 Skipped: 765



Public Comments/Feedback - What We Heard



Public Comments/Feedback

Key Focus Areas:

- **Transit**
- **Roadways**
- **Safety**
- **Operations & Maintenance**

“Need public transportation east-west. Not only north-south.”

“Mass transportation for those who live on the east side...especially by UCF. No viable options for people who work in downtown Orlando!!!”

“Developing new, non-toll cross county roadways to support SR 50/SR 408, I-4 and other arteries.”

“New roads should be built with turn lanes into retail and subdivisions to keep traffic flowing”

“Would like rain runoff to be improved”

“....curbing for the older streets, such as North Powers Drive”

“Safe, separated bike lanes! PLEASE.”

The Process



Presentation Outline

- Community Engagement/Feedback
- **Transportation Needs**
- Transportation Revenues
- Charter County and Regional Transportation System Surtax
- Transportation Plan Framework
- Decision-Making Timeline
- March 24th Work Session



Transportation Needs



- **Transit**



- **Roadways**



- **Safety**



- **Operations & Maintenance**

Transportation Needs



Transit

- Fixed Route Bus
- Paratransit
- SunRail
- High Capacity Corridors



Transportation Needs



Transit

LYNX Bus Service Needs

- Faster More Direct Service to Work
- Expanded Service Hours
- Increased Bus Frequency

Bus Route Frequency



15 minutes or less - 7%



20-30 minutes - 44%



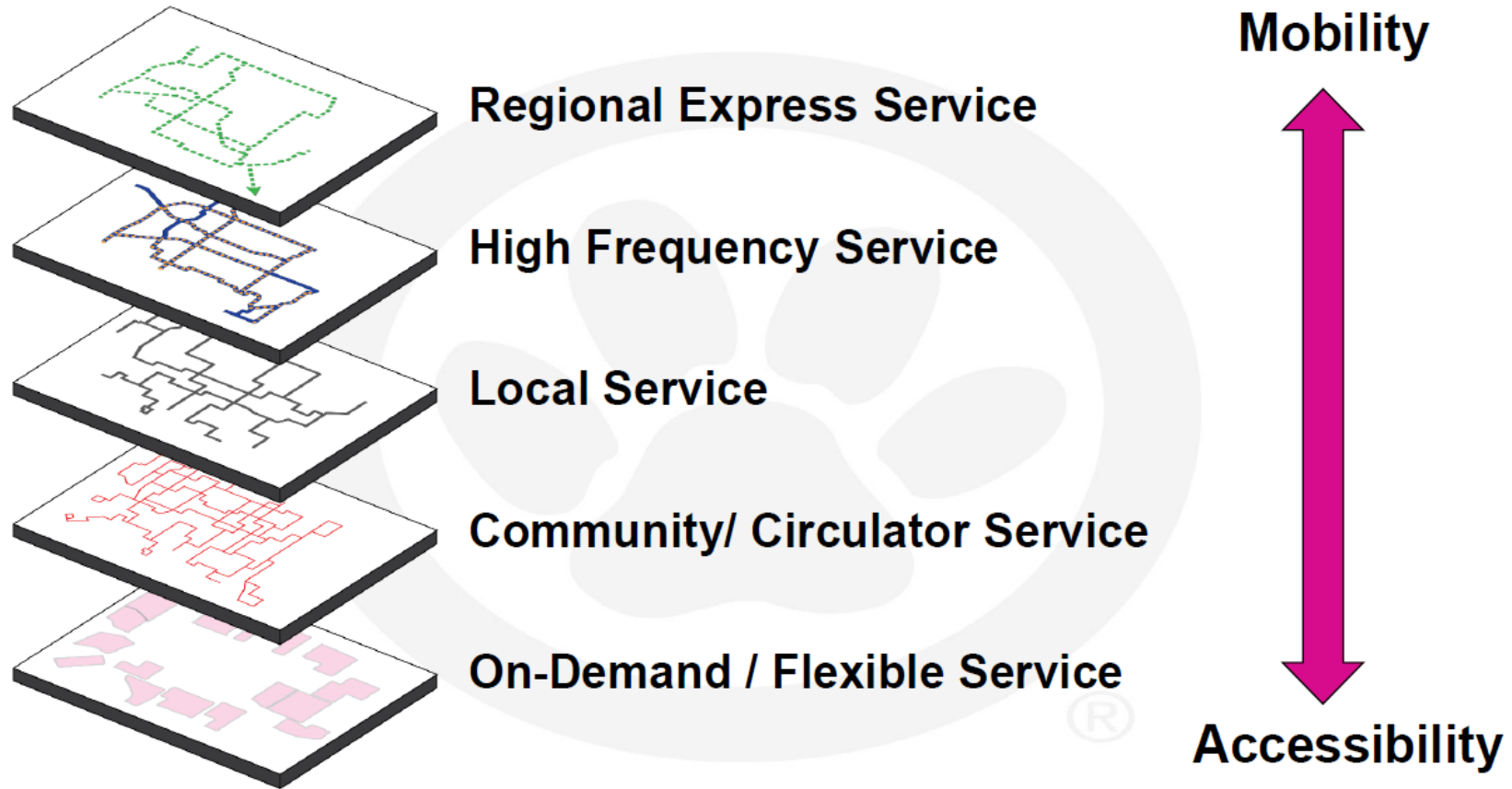
60 minutes or more - 49%



Transportation Needs



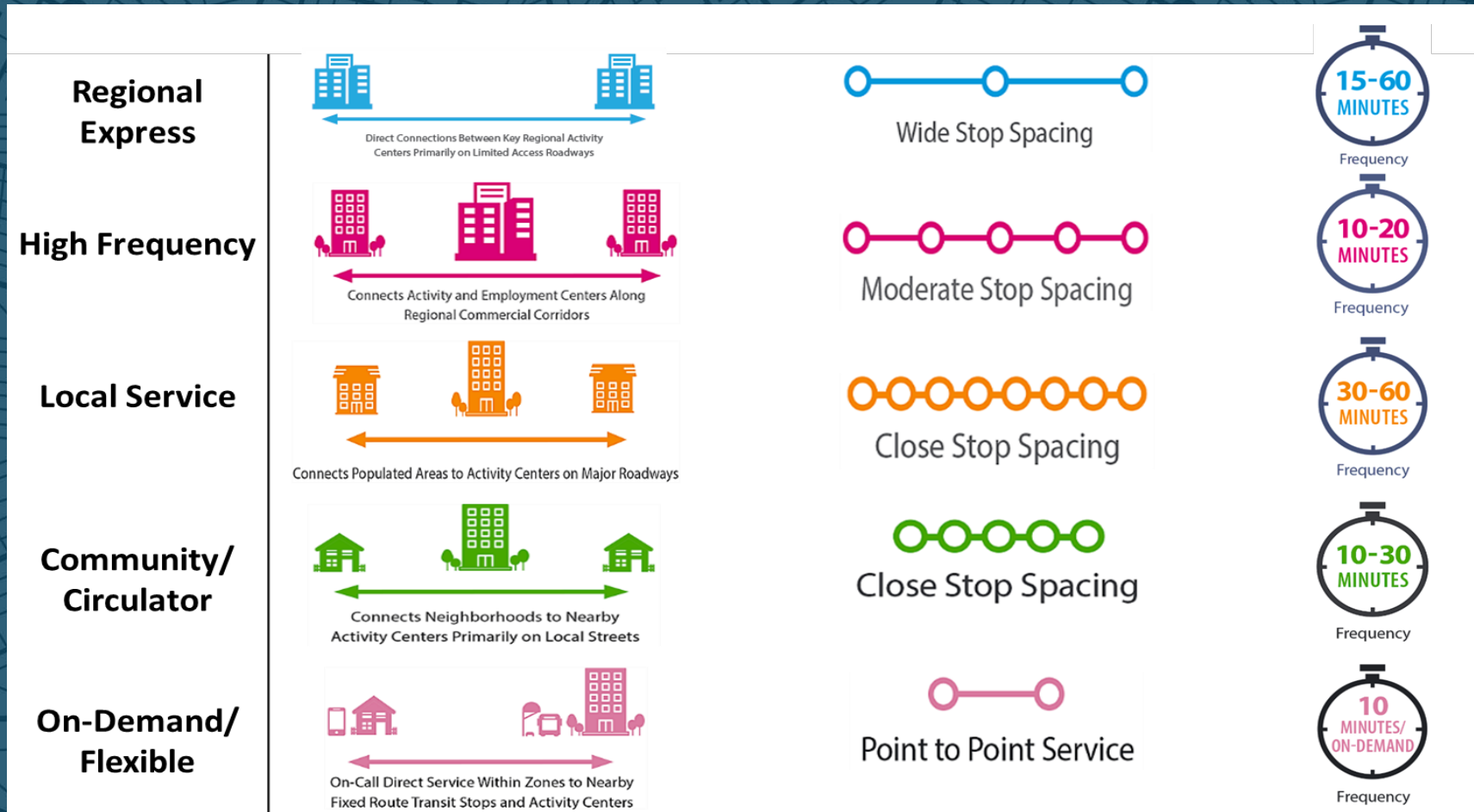
Transit



Transportation Needs



Transit



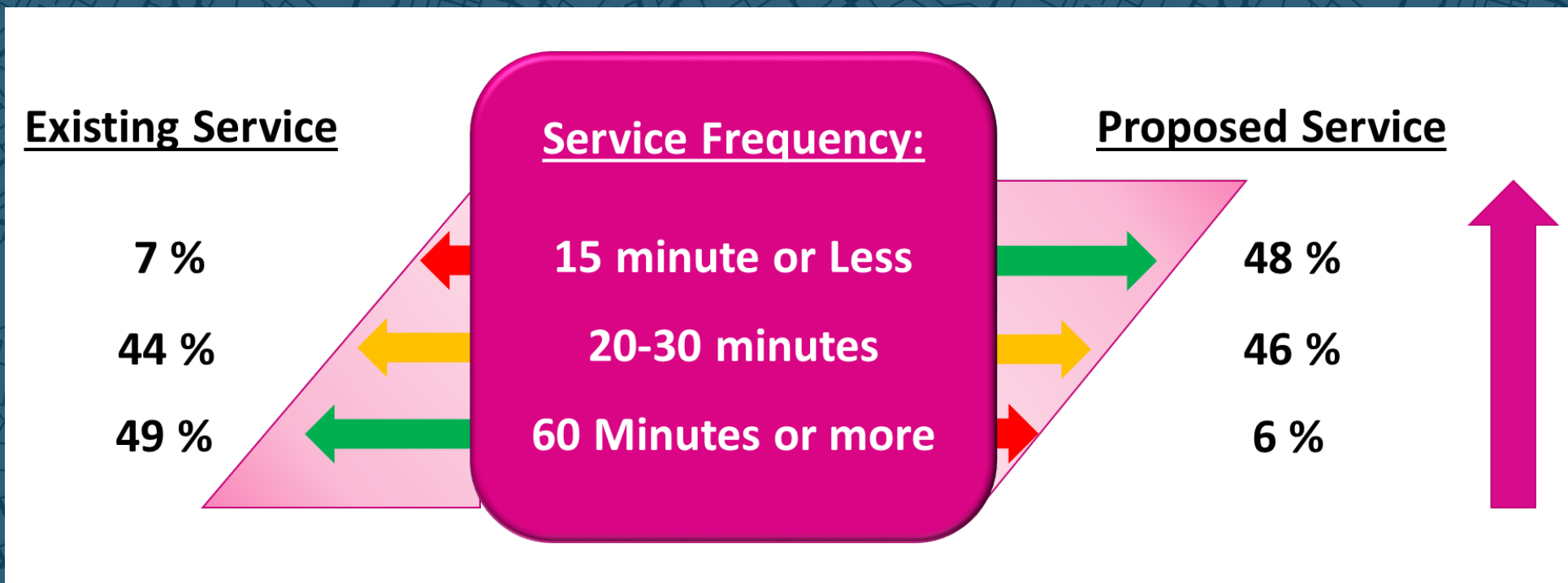
Transportation Needs



- High Frequency Core Transit Network
- High Speed Regional Express Network
- Expanded Service Hours (7-days a week)
- Frequent local transit network
- Community Circulators
- On-Demand / Flexible Services
- Expanded Bus Fleet – 237 to 418



Transportation Needs



Transportation Needs



Transit

Paratransit Needs

- Paratransit Network covers planned Fixed Route Bus Network
- Paratransit Network costs consistent with trendline growth
- Replacement of paratransit vehicles



Transportation Needs



Transit

SunRail System Needs

- Evening and Weekend Service
- Longer Service Hours
- Increased Frequency
- Connectivity to the Airport



Transportation Needs



Transit

- Service frequencies improved:
 - Weekday: 30-minute peak / 60-minute midday and evening
 - Weekend: 60-minute all day service
- Track Improvements
- New Station
- Expanded bus facilities at Maitland, Sand Lake Road and Meadow Woods



Transportation Needs



Transit

High Capacity Corridors

- S.R. 50
- S.R. 436
- U.S. 441
- Oak Ridge Road
- Kirkman Road
- OIA – SunRail – I-Drive
- Orange Blossom Express



Transportation Needs



Transit

OBJECTIVES

- Frequency
- Accessibility
- Productivity



RESULTS

- 48% of service operates at 10 to 15-minutes
- 94% of service operates 30-minutes or better
- Service Hours expanded to 17-21 hours per day
- Regional Express service connecting Affordable Housing to all major Employment Centers
- 12 New Transit Centers, 1 new SunRail Station
- 6 New High Capacity Corridors

Transportation Needs



Transit - \$5.6B

- LYNX \$2.930 Billion
 - Paratransit \$762 Million
 - SunRail \$1.465 Billion
 - High Capacity Corridors \$447 Million
- \$5.6 Billion**



**\$5.6 Billion reflects County portion of a \$10 Billion program*

Transportation Needs



Roadways

- Major Roadway Capacity Improvements
- Transportation Technology
- Municipal Projects

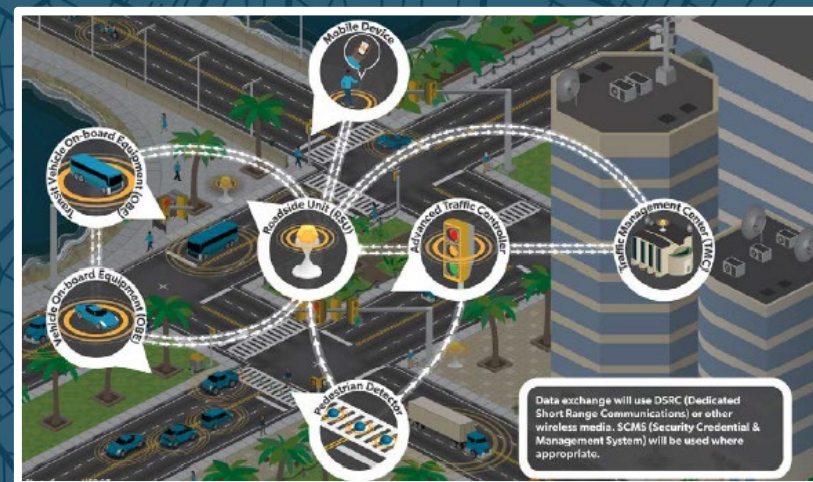


Transportation Needs



Roadways - \$5.4B

- 156 Major Roadway Widening Projects
- 130 Corridors for Intersection Capacity Improvements
- 40 Transportation Technology Projects
- 80 New Traffic Signals
- 203 New Mast Arm Upgrades
- Municipal Projects



Transportation Needs - Municipalities



Transportation Needs - Municipalities



Municipality	Projected Cost
Apopka	121,900,000
Belle Isle	1,700,000
Eatonville	300,000*
Edgewood	2,000,000
Maitland	113,300,000
Oakland	17,700,000
Ocoee	78,600,000
Orlando	997,069,700
Windermere	29,000,000
Winter Garden	42,900,000
Winter Park	150,400,000
TOTAL	\$1,554,869,700


*Currently being evaluated

Transportation Needs



Safety

- Dangerous by Design ranking
- Bicycle Pedestrian Safety Action Plan
- Americans with Disabilities Act (ADA) Compliance



Transportation Needs



Safety - \$1.3B

- 33 Corridor Segments for Bicycle and Pedestrian Safety
- 106 Corridors for Intersection Safety Improvements
- Mid-Block Signalized Crosswalks
- Street Lights – 250 miles unlit
- Pedestrian Lighting



Transportation Needs



Operations & Maintenance

- Roadway Resurfacing
- Street Sweeping
- Road Grading
- Roadway Pond/Drainage Maintenance



Transportation Needs

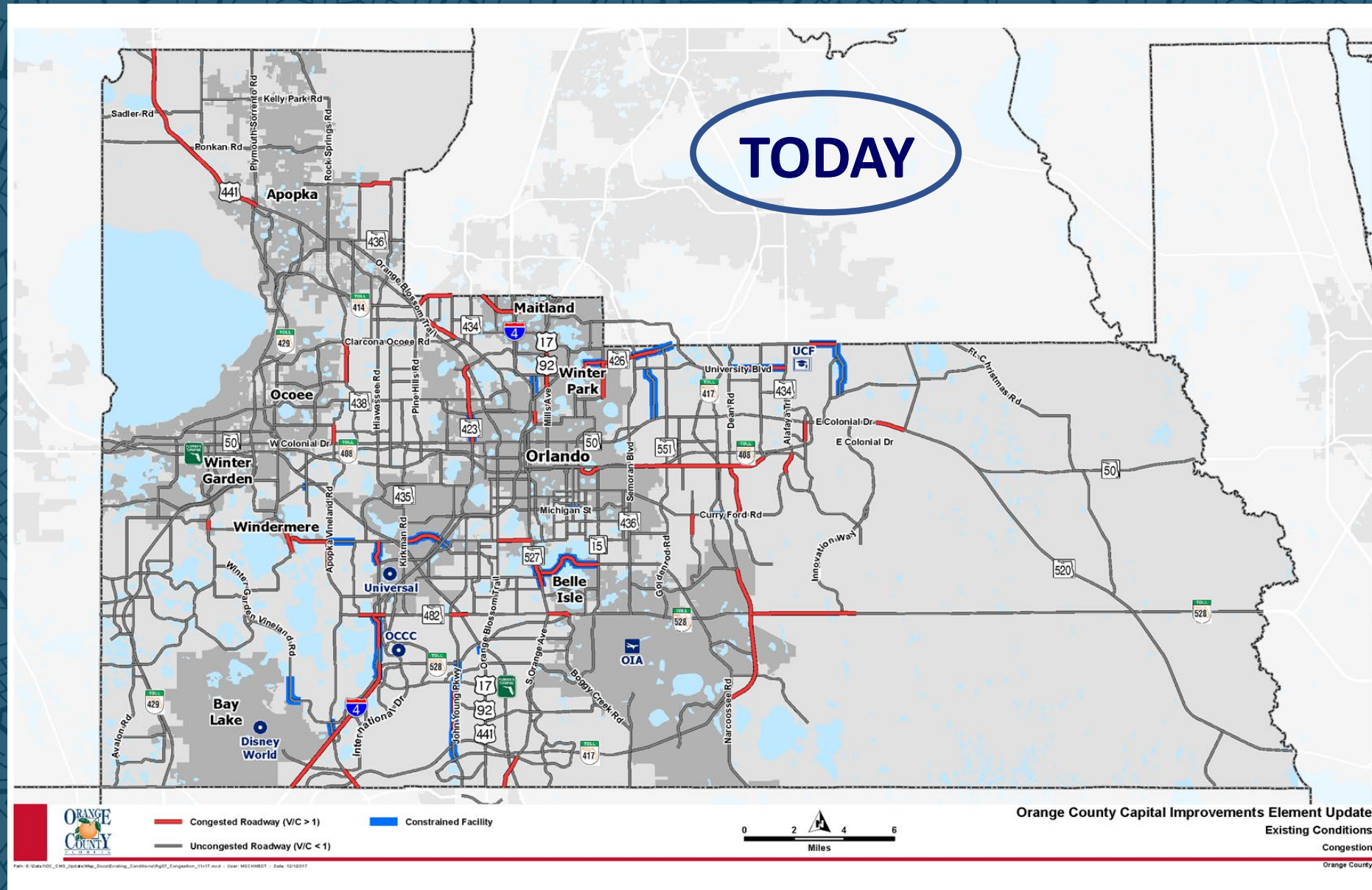


Operations & Maintenance - \$1.2B

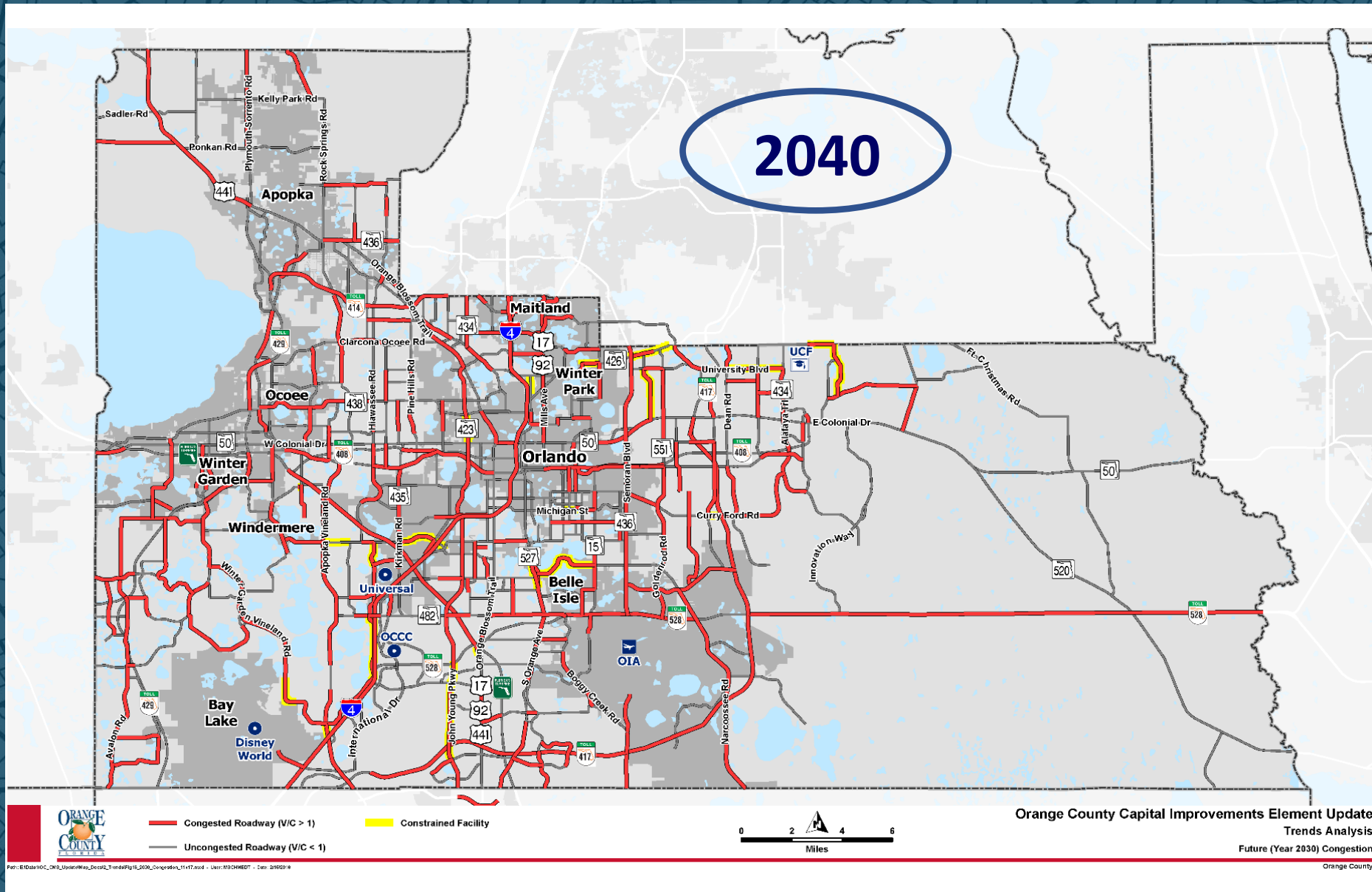
- Increased frequency of roadway resurfacing to every 10 years
- Enhanced drainage/pond maintenance to prevent flooding
- Paving Dirt Roads
- Recurring Maintenance




Transportation Needs



Transportation Needs



Transportation Needs



- **Transit** **\$5.6 - \$10 Billion**
- **Roadways** **\$5.4 Billion**
- **Safety** **\$1.3 Billion**
- **Operations & Maintenance** **\$1.2 Billion**

TOTAL TRANSPORTATION NEEDS

\$13.5 - \$17.9 BILLION

Presentation Outline

- Community Engagement/Feedback
- Transportation Needs
- **Transportation Revenues**
- Charter County and Regional Transportation System Surtax
- Transportation Plan Framework
- Decision-Making Timeline
- March 24th Work Session



Transportation Revenues

Gas Tax

**Impact
Fees**

Restricted
Sources

Property
Tax

Sales Tax

Transportation Revenues

Gas Tax

Impact Fees

Restricted Sources

Property Tax

Sales Tax

\$1.4B-20 years

Potential Additional Annual Revenues

Gas Taxes

Maximizing available gas taxes generates

\$27 Million

Property Taxes

An additional $\frac{1}{2}$ Mill generates	An additional 1 Mill generates
\$72 Million	\$144 Million

Charter County & Regional Transportation System Surtax

Generates **\$596 Million**

Presentation Outline

- Community Engagement/Feedback
- Transportation Needs
- Transportation Revenues
- **Charter County and Regional Transportation System Surtax**
- Transportation Plan Framework
- Decision-Making Timeline
- March 24th Work Session



Charter County and Regional Transportation System Surtax



Estimated revenues generated - \$596M annually



Flexible use (Capital & O&M)



Non-residents/tourists pay 51%



Applies to the first \$5,000 of sales



Would not apply to essential grocery items, prescription drugs, medical supplies and utilities

Charter County and Regional Transportation System Surtax



PROJECTED REVENUES:

10 years = \$5.9 Billion

20 years = \$11.9 Billion

30 years = \$17.9 Billion

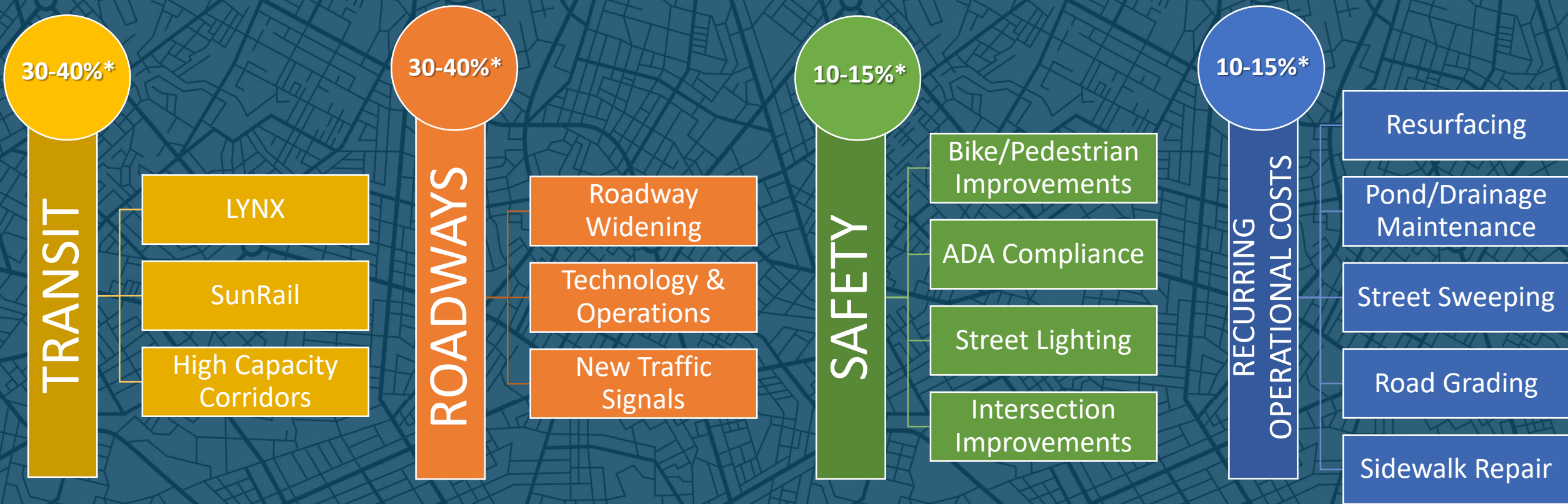
TOTAL TRANSPORTATION NEEDS = \$13.5 - \$17.9 BILLION

Presentation Outline

- Community Engagement/Feedback
- Transportation Needs
- Transportation Revenues
- Charter County and Regional Transportation System Surtax
- **Transportation Plan Framework**
- Decision-Making Timeline
- March 24th Work Session

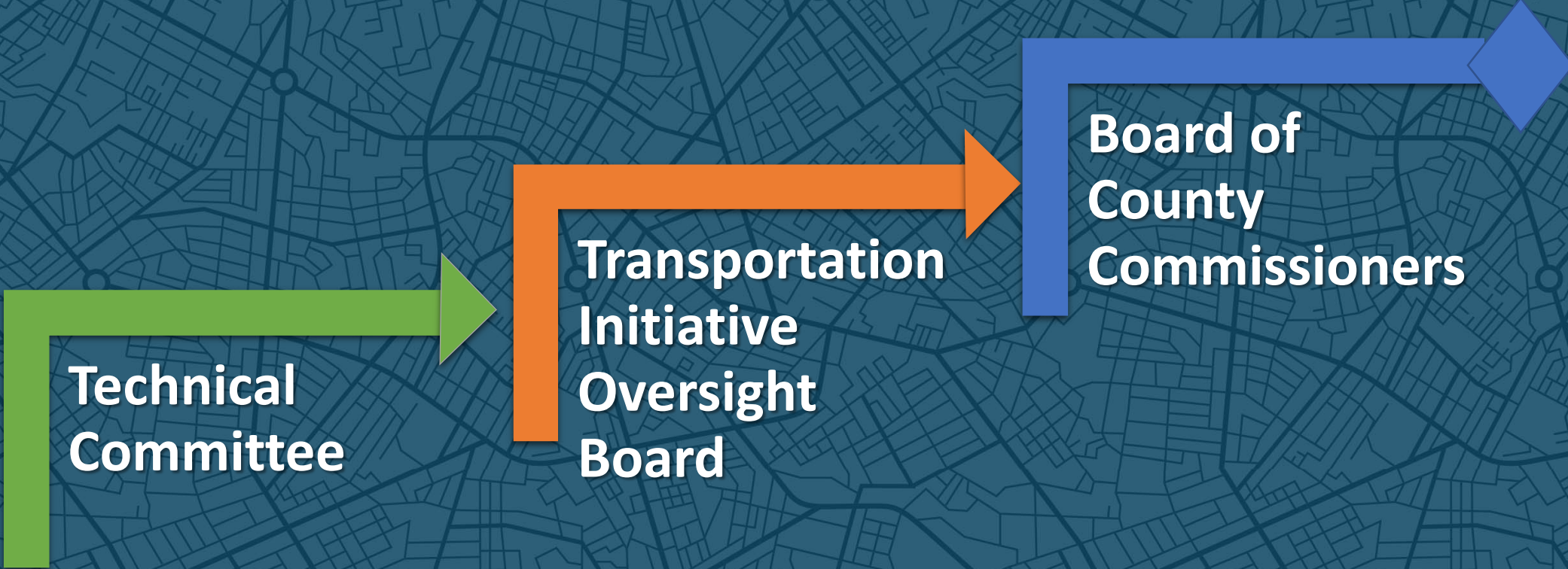


Transportation Plan Framework



*For discussion purposes only

Transportation Initiative Oversight Structure



Transportation Initiative Oversight Structure

Technical Committee (18)

Orange County 3	City of Orlando 2	FDOT 1	LYNX/SunRail 1	City of Apopka 1
City of Winter Garden 1	City of Ocoee 1	City of Winter Park 1	Town of Eatonville 1	Town of Oakland 1
City of Edgewood 1	Town of Windermere 1	City of Maitland 1	City of Belle Isle 1	Metroplan 1



- **Prioritizes projects based on technical criteria for recommendation to the Oversight Board.**
- **Recommends proposed revisions to the transportation plan to the Oversight Board annually.**

Transportation Initiative Oversight Structure

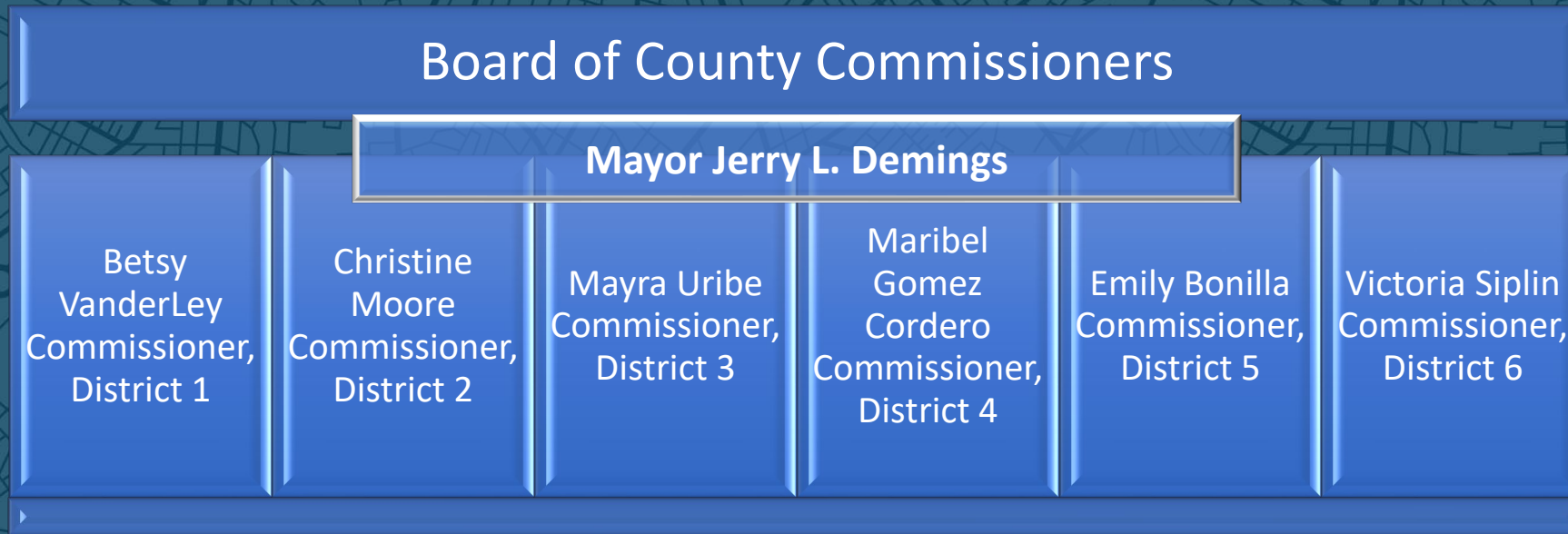
Transportation Initiative Oversight Board (11)

	Mayor's Representative (Public Transportation Consumer) 1	Mayor's Representative (Chair of the Oversight Committee) 1	
District 1 Commissioner Representative 1	District 2 Commissioner Representative 1	District 3 Commissioner Representative 1	District 4 Commissioner Representative 1
District 5 Commissioner Representative 1	District 6 Commissioner Representative 1	Municipal Representative Orlando 1	Municipal Representative Non-Orlando 2



- Ensures accountability and transparency in the expenditure of tax proceeds by monitoring, overseeing, reviewing, and auditing implementation of the transportation and transit plan.
- Annually reviews and provides recommendations regarding plan amendments and reviews for compliance with the levy ordinance and 212.055(1), Florida Statutes.
- Monitors, oversees, and periodically reports to the BCC on the level of M/WBEs and SDVs in contracts funded in whole or in part with surtax proceeds, and recommends ways to increase such participation.
- Files a quarterly report, including any recommendations, with the Mayor and the BCC.
- Reviews and requests audits of the capital outlay program by the Orange County Comptroller.
- Orange County Comptroller provides support to the Oversight Board.

Transportation Initiative Oversight Structure



- BCC reviews the Oversight Board's recommendations and has decision-making authority regarding any plan priorities.

Presentation Outline

- Community Engagement/Feedback
- Transportation Needs
- Transportation Revenues
- Charter County and Regional Transportation System Surtax
- Transportation Plan Framework
- **Decision-Making Timeline**
- March 24th Work Session

Decision-Making Timeline

**February
25,
2020**

BCC Work
Session #1

**March
24,
2020**

BCC Work
Session #2

**April
2020**

BCC Decision
on placing
referendum on
ballot
- Ordinance
- Resolution

**May 7,
2020**

Ordinance to
Office of
Program Policy
Analysis and
Government
Accountability

**June/July
2020**

OPPAGA Audit

**July/August
2020**

Submit ballot
language to
Supervisor of
Elections

**November
3,
2020**

Election Day

**January
1,
2021**

Effective date of
surtax if
referendum
passes
Municipal
Interlocal
Agreements
Executed
(prior to
distribution of any
proceeds)



Presentation Outline

- Community Engagement/Feedback
- Transportation Needs
- Transportation Revenues
- Charter County and Regional Transportation System Surtax
- Transportation Plan Framework
- Decision-Making Timeline
- **March 24th Work Session**

March 24th Work Session

- **Review of Transportation Plan**
- **Economic Impact Analysis**
- **OPPAGA Audit**
- **Discussion of Draft Ballot Language**
- **Preview of Ordinance and Resolution**

Transportation Initiative



Work Session
February 25, 2020